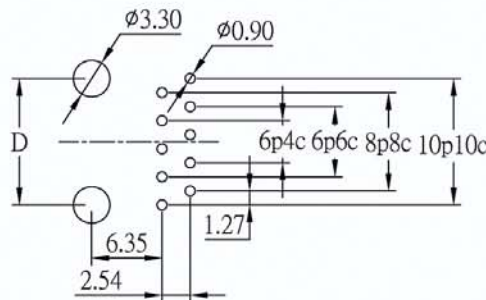
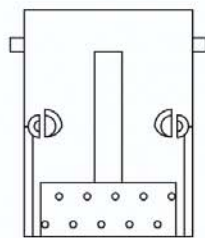
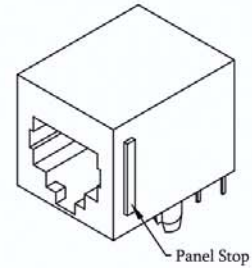
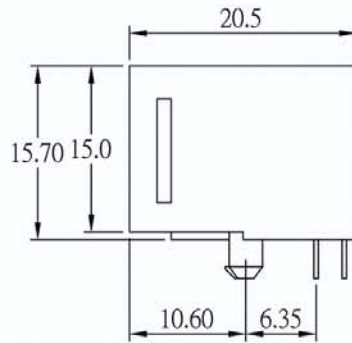
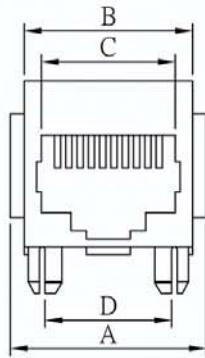



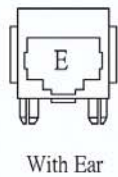
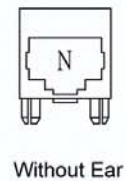
MODULAR JACK SIDE ENTRY H=15.7 W=20.5

MATERIAL & FINISH

HOUSING: Glass Fiber, PBT. UL94V-0, BLACK
 CONTACT: 0.35 mm thickness phosphor bronze,
 Gold plated over Nickel on contact area,
 Tin plated over Nickel on solder area.

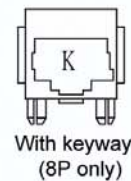


Recommended PCB Layout
 (PCB TOLERANCE ±0.05)



Without Ear

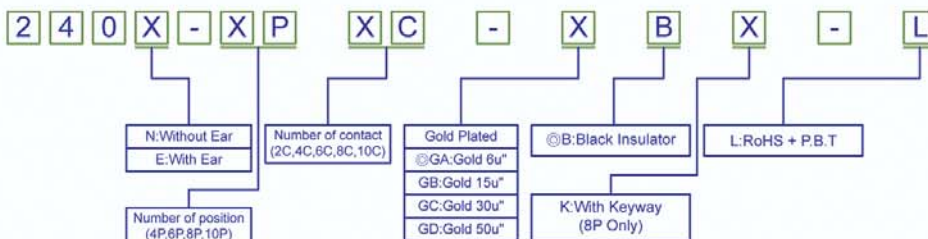
With Ear



With keyway
 (8P only)

POSITION	CONTACT	A	B	C	D
4P	4C	13.70	11.20	7.70	7.62
6P	2C/4C/6C	15.75	13.20	9.90	10.16
8P	8C	17.70	15.20	11.95	11.43
10P	10C	17.70	15.20	11.95	11.43

ORDER INFORMATION



©:Standard Recommend